

Scaled data based on original data using
LM-79-08 Approved Method: Electrical and Photometric Measurements of Solid-
State Lighting Products

Test Report Prepared for
Cooper Lighting Solutions
(formerly Eaton)

Brand: McGRAW-EDISON

Report Number: P942593

Luminaire Tested: **GALN-SB6C-935-U-T1**

Issue Date: 1/21/2025

Test Information

Test Method: LM-79-08
Report Number: P942593
TEST IS SCALED FROM IESNA LM-79-08 TEST DATA (G2-2405-108-2)
Test Lab: INNOVATION CENTER
Issue Date: 1/21/2025
Manufacturer: COOPER LIGHTING SOLUTIONS (FORMERLY EATON)
Product Line: MCGRAW-EDISON
Catalog Number: GALN-SB6C-935-U-T1
Description: GALLEON AREA AND ROADWAY HIGH DENSITY LED LUMINAIRE
(6) 90 CRI, 3500K, 615mA LIGHTSQUARES WITH 26 LEDS EACH AND TYPE I OPTICS
Light Source: -
Ballast/Driver: -

Summary

Lumens per Lamp: N/A
Luminaire Lumens: 31253 lumens
Efficiency: N/A
Efficacy: 103.9 lumens/watt
Luminous Opening: Rectangular (W 1.5' x L: 1' x H: 0')
IES Classification: Type I - Short
BUG Rating: B5 - U0 - G5

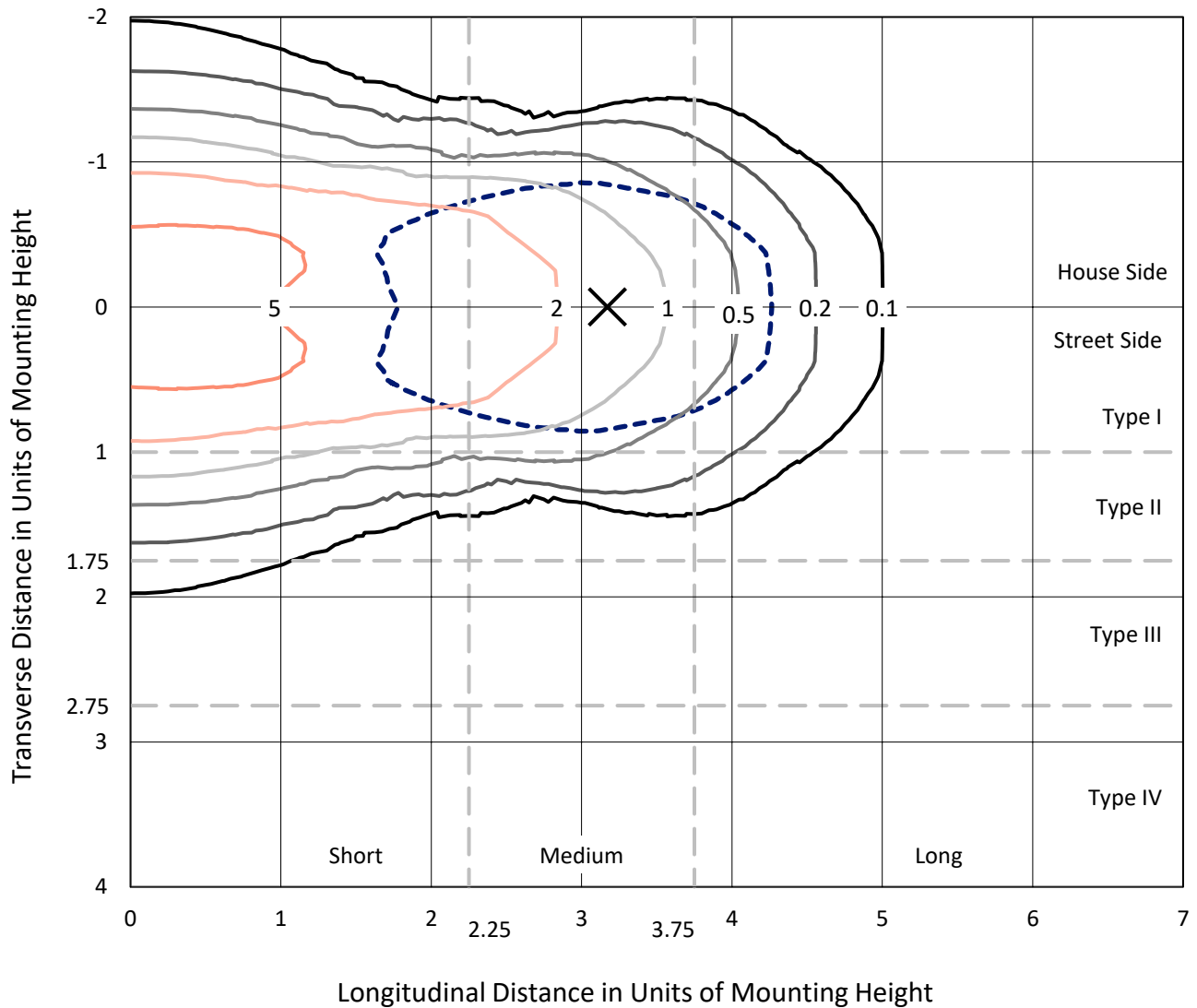
Input Watts (W): 300.9
Input Voltage (V): NR
Input Current (Ain): NR
Voltage Rise (V): NR
Power Factor: NR
Total Harmonic Distortion (THDi): NR
Frequency (hertz): 60
Stabilization Time: NR
Operation Time: NR
Ambient Temperature (°C): NR
Test Distance: 24 FT



REPORT NUMBER: P942593
 CATALOG NUMBER: GALN-SB6C-935-U-T1

Iso-Footcandle Lines of Horizontal Illumination

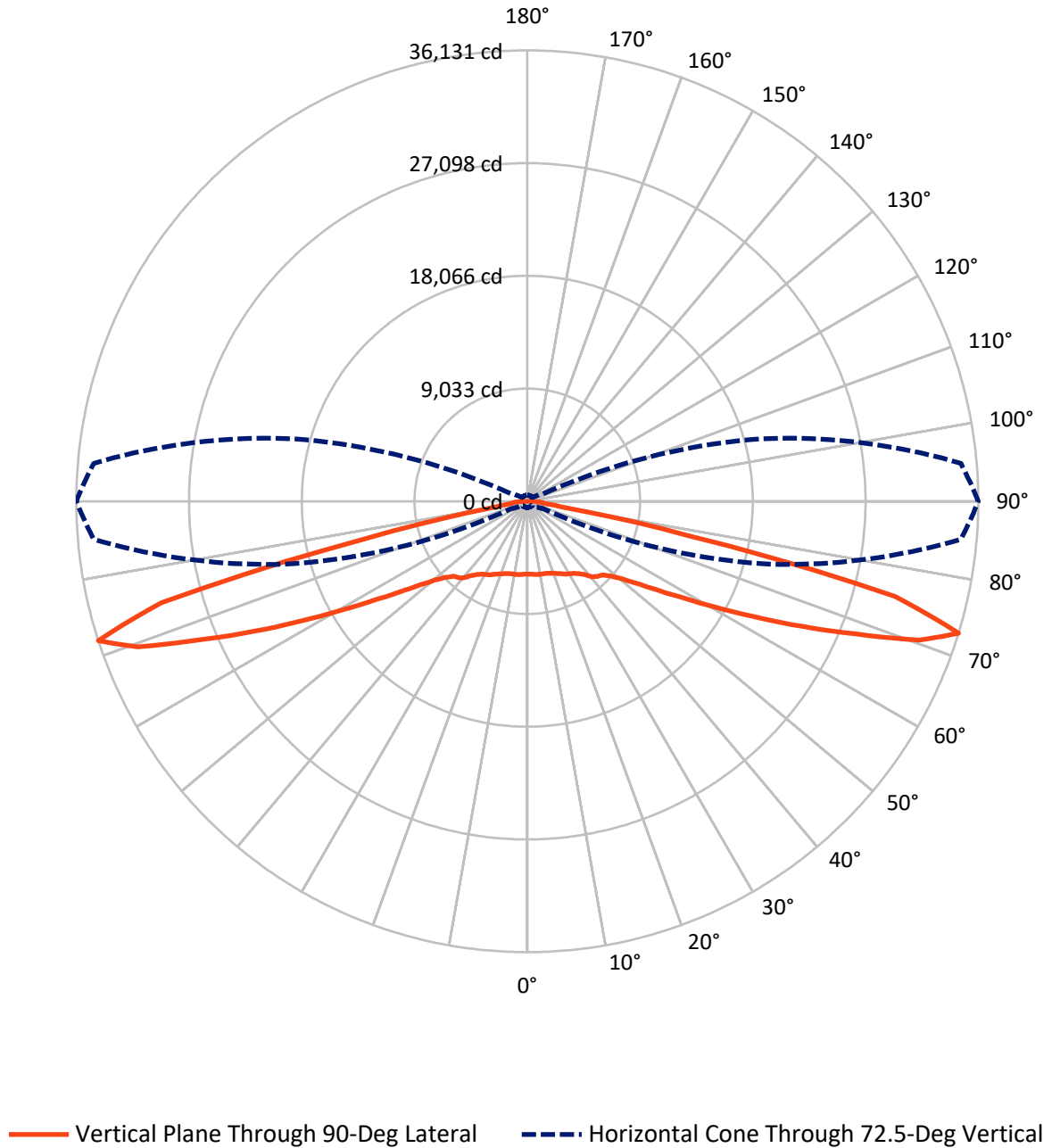
✕ Max cd
 - - - 1/2 Max cd



Based on 25 foot mounting height. Maximum calculated value = 9.3 fc
 Type I - Short - N/A

REPORT NUMBER: P942593
CATALOG NUMBER: GALN-SB6C-935-U-T1

Luminous Intensity Polar Plot



REPORT NUMBER: P942593
 CATALOG NUMBER: GALN-SB6C-935-U-T1

FLUX DISTRIBUTION:

		Downward	Upward	Total
House Side	Lumens	15626.5	0.0	15626.5
	% Fixture	50.0	0.0	50.0
Street Side	Lumens	15626.5	0.0	15626.5
	% Fixture	50.0	0.0	50.0
Total	Lumens	31253.0	0.0	31253.0
	% Fixture	100.0	0.0	100.0

ZONAL LUMENS:

Zone	Lumens	% Fixture
0°-10°	566.3	1.8
10°-20°	1731.4	5.5
20°-30°	2886.9	9.2
30°-40°	3970.4	12.7
40°-50°	4848.9	15.5
50°-60°	5608.3	17.9
60°-70°	6687.0	21.4
70°-80°	4667.1	14.9
80°-90°	286.7	0.9
90°-100°	0.0	0.0
100°-110°	0.0	0.0
110°-120°	0.0	0.0
120°-130°	0.0	0.0
130°-140°	0.0	0.0
140°-150°	0.0	0.0
150°-160°	0.0	0.0
160°-170°	0.0	0.0
170°-180°	0.0	0.0
0°-90°	31253.0	100.0
0°-180°	31253.0	100.0

Coefficient of Utilization



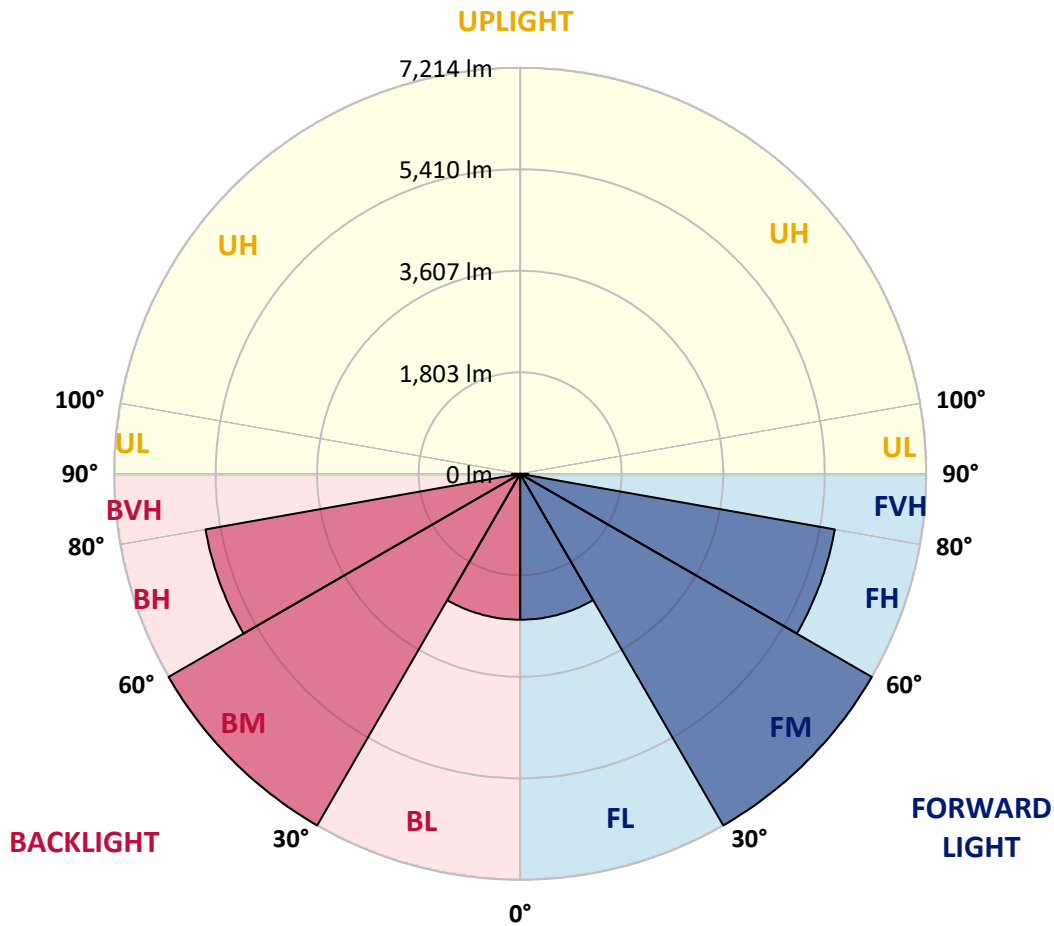
REPORT NUMBER: P942593
 CATALOG NUMBER: GALN-SB6C-935-U-T1

LUMINAIRE CLASSIFICATION SYSTEM LUMEN TABLE AND BUG RATING:

Zone	Lumens	% Fixture	Zone Rating/Lumen Limit		
			B	U	G
FL (0°-30°)	2592.3	8.3			
FM (30°-60°)	7213.8	23.1			
FH (60°-80°)	5677.1	18.2			G3/7500
FVH (80°-90°)	143.3	0.5			G2/225
BL (0°-30°)	2592.3	8.3	B4/5000		
BM (30°-60°)	7213.8	23.1	B4/8500		
BH (60°-80°)	5677.1	18.2	B5		G5
BVH (80°-90°)	143.3	0.5			G2/225
UL (90°-100°)	0.0	0.0		U0/0	
UH (100°-180°)	0.0	0.0		U0/0	

BUG Rating: B5-U0-G5

Type I Short



REPORT NUMBER: P942593

CATALOG NUMBER: GALN-SB6C-935-U-T1

CANDELA DISTRIBUTION (FULL):

	0°	5°	15°	25°	35°	45°	55°	65°	75°	85°
0°	5840.0	5840.0	5840.0	5840.0	5840.0	5840.0	5840.0	5840.0	5840.0	5840.0
2.5°	5844.9	5851.6	5851.6	5846.6	5858.2	5848.3	5848.3	5843.3	5848.3	5843.3
5°	5874.8	5883.1	5886.5	5884.8	5899.7	5891.4	5891.4	5884.8	5886.5	5881.5
7.5°	5931.3	5942.9	5949.6	5957.9	5979.5	5969.5	5962.9	5942.9	5934.6	5921.3
10°	5949.6	5962.9	5984.5	6027.6	6077.5	6079.1	6059.2	6009.4	5971.2	5941.3
12.5°	5893.1	5911.4	5956.2	6044.3	6155.5	6200.4	6168.8	6085.8	6011.0	5957.9
15°	5821.7	5841.6	5909.7	6042.6	6207.0	6311.7	6308.3	6198.7	6079.1	5996.1
17.5°	5710.4	5730.3	5828.3	6014.4	6246.9	6419.6	6466.1	6353.2	6185.4	6074.1
20°	5509.4	5527.7	5663.9	5924.7	6260.2	6534.2	6655.5	6555.8	6346.5	6195.4
22.5°	5248.6	5276.9	5436.3	5770.2	6228.6	6653.8	6871.4	6803.3	6534.2	6325.0
25°	4969.6	4999.5	5185.5	5580.8	6147.2	6740.2	7127.2	7084.0	6746.8	6486.1
27.5°	4728.8	4760.3	4963.0	5393.2	6021.0	6773.4	7379.7	7401.3	7004.3	6663.8
30°	4539.4	4569.3	4785.2	5242.0	5858.2	6740.2	7600.6	7750.1	7266.7	6818.3
32.5°	4331.8	4370.0	4597.6	5057.6	5665.6	6660.5	7793.2	8127.1	7570.7	6984.4
35°	4069.4	4104.2	4343.4	4805.2	5413.1	6532.6	7954.4	8545.7	8005.9	7236.8
37.5°	3750.5	3783.7	4021.2	4489.6	5162.3	6353.2	8077.3	9017.4	8524.1	7600.6
40°	3429.9	3461.5	3684.0	4137.5	4861.6	6124.0	8120.5	9479.1	9118.7	8100.5
42.5°	3135.9	3164.1	3368.4	3790.3	4524.5	5831.6	8064.0	9881.1	9651.9	8449.3
45°	2865.2	2890.1	3071.1	3464.8	4174.0	5476.2	7894.6	10312.9	10286.4	8698.5
47.5°	2556.2	2581.1	2768.8	3149.2	3823.5	5059.3	7607.2	10738.1	11168.3	9263.2
50°	2179.2	2200.8	2393.5	2785.4	3459.8	4615.8	7208.6	11072.0	12281.2	10118.6
52.5°	1732.4	1755.6	1943.3	2335.3	3027.9	4139.1	6683.7	11289.6	13566.8	11367.6
55°	1288.9	1305.5	1468.3	1820.4	2493.1	3596.0	6026.0	11351.0	15025.1	13075.1
57.5°	935.1	945.1	1049.7	1312.2	1890.2	2916.7	5227.1	11191.6	16760.8	15264.3
60°	757.4	760.7	792.3	908.5	1313.8	2149.3	4262.0	10643.5	18644.3	18086.2
62.5°	687.6	687.6	695.9	727.5	888.6	1418.5	3094.4	9507.4	20664.1	21652.3
65°	639.5	639.5	642.8	657.7	700.9	903.6	1953.3	7657.0	22366.6	25829.7
67.5°	596.3	597.9	596.3	601.3	626.2	667.7	1132.8	5288.5	23283.4	30158.1
70°	551.4	554.8	546.5	546.5	566.4	568.1	709.2	2900.0	22522.7	33785.7
72.5°	498.3	503.3	490.0	486.7	501.6	495.0	533.2	1391.9	19337.0	34868.6
75°	451.8	458.4	428.5	420.2	420.2	415.2	433.5	714.2	12550.3	28444.0
77.5°	410.3	423.5	375.4	348.8	342.2	327.2	353.8	436.8	5489.5	13354.2
80°	338.8	357.1	308.9	277.4	265.8	249.1	279.0	305.6	1632.7	3101.0
82.5°	252.5	260.8	219.2	197.7	187.7	176.1	209.3	212.6	531.5	1097.9
85°	161.1	164.4	134.5	116.3	111.3	106.3	132.9	116.3	202.6	807.2
87.5°	56.5	64.8	51.5	46.5	49.8	41.5	61.5	34.9	56.5	569.7
90°	0.0	0.0	0.0	0.0	0.0	0.0	0.0	0.0	0.0	0.0

(END C

90°

5840.0
5843.3
5881.5
5921.3
5936.3
5949.6
5982.8
6055.9
6167.2
6286.8
6432.9
6607.3
6736.9
6881.4
7122.2
7447.8
7937.8
8240.0
8416.1
8937.7
9710.0
10864.4
12445.6
14472.0
17088.0
20315.3
24138.8
28332.7
33305.7
36131.0
30423.9
13076.8
2969.8
1240.7
1172.6
705.9
0.0

OF REPORT)